

Secunia's Software Monitoring Products:

Purpose: to take inventory of the application software programs and browser plug-ins on your Windows P.C., real time, and determine if updated versions should be installed.

- 1) Personal Software Inspector (PSI) version 3: freeware to install on a Windows P.C.
Attempts to improve on earlier versions of Secunia PSI by
Simpler User Displays, providing fully automatic detection and updating (as does PSI v2 now)
But still allows the user to hold off the automatic updating for manual control.
User can suppress warnings about specific old programs the user may have no intention of updating.
The bad news is user reviews (CNet for example) have lots of complaints.
- 2) Online Software Inspector (OSI): Cloud Based, but needs Java to run.
covers a more limited list of programs and plug-ins than PSI.
Both my experience this week, and user reviews, indicate it is not currently working.
- 3) Personal Software Inspector (PSI) version 2: still available from Secunia's website.
I have had this running on my Windows XP Pro desktop p.c. for 2 ½ years.
It has its good points, and some user annoyances, but I am content; no inclination to upgrade to v3.
- 4) Alternatives to Secunia PSI:
There are many, apparently, but none commendable, except to a savvy Windows user.
(with reference to an article by Fred Langa in Windows Secrets)

Conclusion: If you want Software Update Monitoring, be safe with Secunia PSI version 2,
Or try Secunia PSI version 3, but turn off the automatic features, based on user review comments. But . .

A caveat: As demonstrated in the meeting, I haven't been able to run either PSI v2 or v3 on my Windows XP Pro laptop. Both of them run in the background, but the Main Report Window crashes when opened.
And use the Chrome Browser for accessing Secunia's webpage to download installers.

I had trouble with Internet Explorer 8, that unknown to me, it downloaded PSISetup.exe incompletely. Or Firefox probably would be a reliable downloader, too.

A Key to the remaining slides in this presentation:

Slides 3-5: Secunia PSI's System Tray Icon, program running in background.

Slides 6-8: Secunia's Scan Results window, when opened, for PSIV2 and v3.

Slides 9-10: Programs and Plug-ins that need security updates the most, with URL's to do it manually.

Slides 11-12: User Review Comments about PSIV3 vs. PSIV2, and alternative scanners.

Slide 13: Documenting a PSIV3 crash, on opening the main program window on my Dell/Windows XP Pro SP3 laptop. Can Windows 7 do better?

Slide 14: Secunia's reminder to open PSI in an Administrator account, with dialog box provided to do so.

Slides 15-18: Steps to download and install Secunia PSI version 2.

Slides 19-20: Details on the helper .dll file Secunia installs too.

Glossary: Secunia's Report label "End of Life" means the subject program is no longer supported with updates; superceded by a newer version.

[A talk prepared for the Lexington Senior Center Computer Club, August 26, 2013

By Gary Patrick, Lexington, Massachusetts] amended August 31st for posting.

Secunia PSI adds an Icon to your System Tray.



Red indicates you have many programs that need updates

Yellow " " " " " a few " " " " " "

Green " " " all programs are acceptably up to date.

Right click on the Icon to open PSI to see results and take action.

A screenshot of a Windows XP desktop. The taskbar at the top shows several icons including a help icon, a question mark, a search icon, and a red icon with a white 'X'. A yellow notification bubble from 'Secunia PSI' is overlaid on the taskbar, containing the text 'You have programs that require manual updates'. The background shows a browser window with a star icon and a menu icon in the address bar area.

Secunia PSI

You have programs that require manual updates

As Windows finishes starting up, this is the Secunia reminder message one gets, if there are programs or browser plug-ins on the p.c. that need to be updated. One should right-click the Icon and "open" Secunia to see the details, and take action. Remember that Secunia can be opened only in an Administrator-level Log-in Account.

Then, either click on link(s) provided in the Secunia report page, or update the programs manually, outside of Secunia. [this display is a case of Secunia PSI version 3, installed with automatic updating disabled, due to user complaints about the automatic mode.]

Secunia PSI version 2 behaves similarly to this when installed normally - and optionally does offer automatic updating of programs.

Now for some bad news! I am logged into an Administrator account (right from start-up), and Secunia PSI 3 won't run on this Windows XP Pro laptop! Clicking on the red Icon, or trying to start it from the Start, Programs, menu causes a Secunia display window to open for a split second, then it disappears. Invoking Windows Task Manager shows nothing running. (Unfortunately, I've gotten the same behavior for PSI v2 on this machine.)

Go to the next 3 slides to see examples of the Scan Report in Secunia PSI v2 and PSI v3.

Secunia PSI - Scan Completed Successfully

You have insecure programs on your PC.

Secunia System Score: 90%

Based on the following detections:

- 3 Insecure programs
- 5 End-of-Life programs
- 72 Patched programs

Windows Task Manager

File Options View Windows Shut Down Help

Applications Processes Performance Networking

Task	Status
------	--------

End Task Switch To New Task...

Processes: 65 CPU Usage: 27% Commit Charge: 800M / 3408M

This situation occurred on my Dell Inspiron 6000 (Windows XP Pro SP3) in my administrator account after I double-clicked on the Secunia Icon to open the program (Icon was reporting 0% at that time); Secunia PSI 2 window opened, then vanished within 10 seconds, so I did a Ctrl-alt-delete.

Shortly after, the Secunia Icon report balloon appeared, so software monitoring is apparently running!



Personal Software Inspector (PSI) 2.0

Detects and installs missing security patches for your PC



94%

Secunia System Score

Patch Your PC

- Dashboard
- Scan Results (4)**
- Scan

Configuration

Learn More

Learn more about
Auto Updating

Scan Results

This view shows an aggregated list of programs detected on your PC with the latest Secunia PSI scan. Click any program for additional information and details.

Scan Results

Search for programs and paths Search Are you missing a program?

Program	#	Program State	Threat Rating	Detected Version	Install Solution
Acronis True Image 8.x	3	End-of-Life	-	8.0.0.768	Install Solution
Adobe Acrobat 8.x	1	End-of-Life	-	8.3.1.289	Install Solution
Adobe Shockwave Player 10.x	1	End-of-Life	Threat Rating: 3/5	10.4.1.34	Approve Update
FlexNet Publisher 11.x	1	Insecure	Threat Rating: 3/5	11.10.0.2	Install Solution
Adobe Flash Player 10.x (ActiveX)	1	Patched	-	10.3.183.23 (Acti...	Up-to-date (AU)
Adobe Help Viewer 1.x	1	Patched	-	1.0.0.185	Up-to-date
Adobe Shockwave Player 11.x (NPAPI)	1	Patched	-	11.6.7.637	Up-to-date (AU)
Adobe Updater 5.x	1	Patched	-	5.1.1.1113	Up-to-date
Apple QuickTime 7.x	1	Patched	-	7.72.80.56	Up-to-date (AU)
Apple Software Update 2.x	1	Patched	-	2.1.3.127	Up-to-date
Canon MF Toolbox 4.x	1	Patched	-	4.9.1.1.mf03	Up-to-date
CAPICOM 2.x	2	Patched	-	2.1.0.2	Up-to-date
CCleaner 3.x	1	Patched	-	3.21.0.1767	Up-to-date
Cygwin 1.x	1	Patched	-	1.5.6	Up-to-date
Garmin Communicator Plugin ActiveX Control 2.x	1	Patched	-	2.9.3.0	Up-to-date
Garmin Lifetime Updater 2.x	1	Patched	-	2.0.6.0	Up-to-date
Google Chrome 22.x	1	Patched	-	22.0.1229.79 (Bu...	Up-to-date (AU)
Google Picasa 3.x	1	Patched	-	3.9.135.93	Up-to-date



Personal Software Inspector (PSI) 2.0

Detects and installs missing security patches for your PC



88%
Secunia System Score

Secunia
Stay Secure

Patch Your PC

- Dashboard
- Scan Results (8)
- Scan your PC

Configuration

Learn More

Learn more about
**Auto
Updating**



Scan Results

This view shows an aggregated list of programs detected on your PC with the latest Secunia PSI scan. Click any program for additional information and details.

Scan Results


Are you missing a program?

Program	#	Program State	Threat Rating	Detected Version	Install Solution
Acronis True Image 8.x	3	End-of-Life	-	8.0.0.768	Install Solution
Adobe Acrobat 8.x	1	End-of-Life	-	8.3.1.289	Install Solution
Adobe Shockwave Player 10.x	1	End-of-Life		10.4.1.34	Approve Update
Microsoft Removal Tool: Blaster/Nachi	1	End-of-Life	-	5.1.2600.5512	Microsoft Update
Adobe Flash Player 10.x (ActiveX)	1	Insecure		10.3.183.29 (Acti...	Approve Update
Apple QuickTime 7.x	1	Insecure		7.72.80.56	Approve Update
FlexNet Publisher 11.x	1	Insecure		11.10.0.2	Install Solution
Sun Java JRE 1.6.x / 6.x	3	Insecure		6.0.200.2	Approve Update
Adobe Help Viewer 1.x	1	Patched	-	1.0.0.185	Up-to-date
Adobe Shockwave Player 11.x (NPAPI)	1	Patched	-	11.6.8.638	Up-to-date (AU)
Adobe Updater 5.x	1	Patched	-	5.1.1.1113	Up-to-date
Apple Software Update 2.x	1	Patched	-	2.1.3.127	Up-to-date
Canon MF Toolbox 4.x	1	Patched	-	4.9.1.1.mf03	Up-to-date
CAPICOM 2.x	2	Patched	-	2.1.0.2	Up-to-date
CCleaner 3.x	1	Patched	-	3.21.0.1767	Up-to-date
Cygwin 1.x	1	Patched	-	1.5.6	Up-to-date
Garmin Communicator Plugin ActiveX Control 2.x	1	Patched	-	2.9.3.0	Up-to-date
Garmin Lifetime Updater 2.x	1	Patched	-	2.0.6.0	Up-to-date








This is what the Secunia PSI version 3 Main Window looks like (if only it didn't crash!)

!




Secunia System Score **91%**



Programs that need updating (7)

 Select language Adobe Reader XI 11.x	 Click to update Apple QuickTime 7.x	 Click to update Cyberlink PowerDVD 5.x	 Click to update Google Chrome 28.x	 Click to update Intel PROSet/Wireless Software 9.x
 Click to update Microsoft Removal Tool: Blaster/Nachi	 Click to update Microsoft XML Core Services (MSXML) 4.x			

Up-to-date programs (72)

 Up-to-date Adobe Flash Player 11.x (ActiveX)	 Up-to-date Adobe Shockwave Player 12.x	 Up-to-date Alps Pointing-device Driver 5.x
---	---	---

Secunia PSI

Secunia PSI has encountered a problem and needs to close. We are sorry for the inconvenience.

If you were in the middle of something, the information you were working on might be lost.

Please tell Microsoft about this problem.
 We have created an error report that you can send to us. We will treat this report as confidential and anonymous.

To see what data this error report contains, [click here](#).

Debug
Send Error Report
Don't Send

After opening Secunia PSI in an Administrator account, and clicking on Show Report to see what needs updating, either click on the update links provided in PSI, or get the updates manually.

Adobe Flash Player: There are separate versions for the Internet Explorer browser vs. other browsers; Chrome takes care of its own Flashplayer version.

- 1) For Internet Explorer, from within it, go to <http://get.adobe.com/flashplayer>, and click on “Download,” But beware there’s a checkbox already checked to obtain the Chrome browser as well !
- 2) For Firefox, Opera, or other browsers besides Chrome, go to <http://get.adobe.com/flashplayer/otherversions> Select your operating system and version, then click “Download.”

Adobe Acrobat Reader: <http://get.adobe.com/reader/>

Adobe Shockwave Player: <http://get.adobe.com/shockwave/>
(may try to entice you to download Registry Mechanic from PC Tools; just unclick on the pop-up)

Apple QuickTime: www.apple.com/quicktime/
Other Apple product updates: www.apple.com

Firefox browser: www.mozilla.com/en-US/firefox/

Google Chrome Browser: with Chrome open, just left-click the 3-bar symbol upper right, and select “About Google Chrome.” It checks for updates automatically; you may have to do this in an Administrator account to work.

Google Updater (although one apparently doesn’t need to use this to update the Chrome Browser)
<http://pack.google.com/?hl=en&gl=us>

Java: <http://java.sun.com>

Microsoft.NET Framework 3.5 SP1: <http://go.microsoft.com/fwlink/?LinkId=120338>

Microsoft.NET Framework 4 Client Profile: <http://go.microsoft.com/fwlink/?LinkId=164165>

(there are more Microsoft.NET Framework versions likely present, I haven’t the patience to list !)

Picasa Photo Manager: <http://photos.google.com/>

SuperAntiSpyware: www.superantispyware.com/support.html

FLEXnet Publisher License Server Manager:

www.flexerasoftware.com/products/flexnet_publisher/licensing/index.shtml

This one gives me trouble because this link will refuse to install it if you already have a version installed. So you have to uninstall, and then re-install. I am nervous about doing so, because uninstalling in might cancel my operating license for some program on my p.c., and I can't seem to determine which are affected!

Microsoft Removal Tool for Blaster Nachi is a program Secunia PSI 2 flags as End of Life, but the link provided does nothing, and I have not been able to delete it manually; it does not appear in Windows Add/Remove Programs list.

If you don't know where to get updates for a program, try referring to the Windows Add/Remove Programs list, by clicking on a program name, then click on the "Click here for support information" link, in Windows XP. But this feature doesn't seem to be available in Windows 7 (discovered during the meeting).

User review comments about Secunia PSI version 3.

From www.CNet.com, (a public access server for the distribution of software)

1) August 11, 2013 | By micafighter

Pros: works automatically

Cons: slow scan, doesn't know all apps; it's hard to add an app to its list.

Summary: I like it because it works automatically and it watches the important updates.
(this user also uses SUm0 and likes it, but see Fred Langa's comments.)

2) July 13, 2013 | By Ron Geiken: "Takes much too long to report"

Pros: It is pretty thorough, and will have to give it to the program.

Cons: Lately version 3.0 is slower than Molasses.

Version 2 was no speed demon, but this one is starting to get horribly slow.

Summary phrases:

I get frustrated using it. I started a Scan on PSI about 5 minutes ago and it is still supposedly getting the information prepared. Avast Free has a SW updater that is 50 times faster, although not as full-featured

3) July 13, 2013 | By beyondalken: "Once excellent - has progressively evolved into rubbish"

Pros: If it ever actually opens and scans, it provides an excellent service by ensuring that installed software is up to date.

Cons: When it warns that software requires a manual update, it can take numerous attempts – sometimes over more than one day to open it to find out why there is such a warning.

Summary comment: A year or two back, the old layout was slick, logical and informative in action, loaded promptly and informed usefully.

Since the change to present layout, it frequently entirely fails to load,

despite the fact that it has put a warning in the task bar that software needs to be updated.

It just sits there "loading" for as long as I am prepared to ignore it, but more often than not – even after leaving it there for well over an hour - I just have to give up and close it.

That frustrating performance seems to have gotten worse with each subsequent update, and I am ready to give up and remove it.

From a reader comment in Windows Secrets forum, August 15, 2013:

“I regularly used Secunia OSI (Online Software Inspector) to keep things updated.

[site: http://secunia.com/vulnerability_scanning/online/]

However, the service has been offline for weeks — and Secunia will say only that it’s working on the problem. I tried its Personal Software Inspector, but for some reason it just doesn’t work properly on my fully-updated, Windows XP SP3 system.”

Windows Secrets article from July 26, 2012 about Secunia PSI and alternative products:

<https://windowssecrets.com/top-story/software-that-updates-your-other-software/> by Fred Langa.

Considers update checkers from CNet.com and Filehippo.com, but judges them too prone to foist Beta-release (not thoroughly proven) products on you. A savvy Windows user, though, can be alert to these, and avoid them. Depending upon your confidence, one of these updaters may be better for you than Secunia PSI.

Fred also tried SUMo, Glarysoft, Carambis, and Nabber.org’s open-source Appupdater, without being able to endorse any of these.

Windows Task Manager

File Options View Windows Shut Down Help

Applications Processes Performance Networking

Task	Status
Secunia PSI (Not Responding)	Not Responding
Secunia PSI	Not Responding
SecPSIrunInNonAdmin1.JPG - Paint	Running
Data Execution Prevention - Microsoft Windows	Running

End Task Switch To New Task...

Processes: 66 CPU Usage: 27% Commit Charge: 619M / 3408M

core 91%

g (7)

Soon after opening PSI 3 from the Icon in the system tray, this is what happens. (I opened Windows Task Manager subsequently, by doing a Ctrl-alt-delete.)



Click to update QuickTime 7.x

Click to update Cyberlink PowerDVD 5.x

Click to update Google Chrome 28.x

Click to update Intel PROSet/Wireless Software 9.x

Data Execution Prevention - Microsoft Windows

To help protect your computer, Windows has closed this program.

Name: **Secunia PSI**
 Publisher: Secunia

Close Message

Data Execution Prevention helps protect against damage from viruses and other security threats. [What should I do?](#)

2009

IrfanView IrfanView Thumbnails

Up-to-date programs (72)

Up-to-date Adobe Flash Player 11.x (ActiveX)

Up-to-date Adobe Shockwave Player 12.x

Up-to-date Alps Pointing-device Driver 5.x

Up-to-date Amazon MP3 Downloader 1.x

Up-to-date Apple Bonjour for Windows 3.x

Add program

Scan again History Settings

Need help?

If you try to open the Secunia program in a non-administrator Windows log-in account, this is the response you get.

Secunia PSI won't run with less than administrator privileges, so click the second round button, and fill in User name and password for an Administrator level account.

Run As ✕

 Which user account do you want to use to run this program?

Current user (D47G3T81\RoutineUse)

Protect my computer and data from unauthorized program activity

This option can prevent computer viruses from harming your computer or personal data, but selecting it might cause the program to function improperly.

The following user:

User name: ⌵ ⋮

Password:

Personal Software Inspector (PSI)

Online Software Inspector (OSI)

Compare Consumer Products

How It Works

System Requirements

FAQ

World Map

System Requirements

The list of requirements that must be met for the Secunia PSI to function correctly are:

This is the Secunia web page and link where one can still obtain Secunia PSI version 2.



Supported Operating Systems (32 & 64 bit):

- Microsoft Windows 8
- Microsoft Windows 7
- Microsoft Windows Vista SP 1 or later
- Microsoft Windows XP - SP 3

Privileges

To install and run the Secunia PSI you require administrative privileges.

Connectivity

Access to Secunia's encrypted servers via SSL (<https://psi.secunia.com:443/>) and access to Microsoft Windows Update servers, see also Software Requirements below

Software Requirements

The latest version of Microsoft Update. You can determine whether or not you are running the latest version by visiting update.microsoft.com



with Microsoft Internet Explorer, while logged in as the Administrator. If you are able to check your system for missing updates through this tool, your system should function properly with the Secunia PSI.

Hardware Requirements:

There are no additional hardware requirements. If your computer runs any of the above mentioned Operating Systems, then Secunia PSI should work.



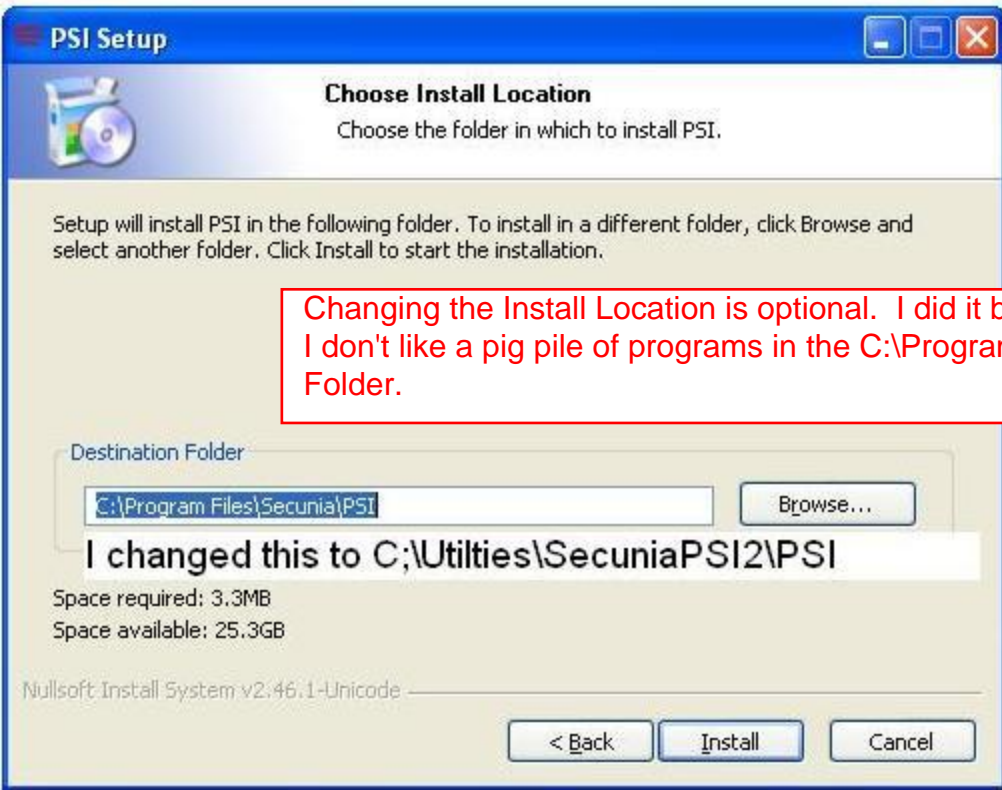
File size: 3.064 Kbyte
Total users: 6,806,76
New users (24h): 2,20

Older versions of the Secunia PSI can be downloaded here.

PSI 2.0
<http://secunia.com/PSI2Setup.exe>

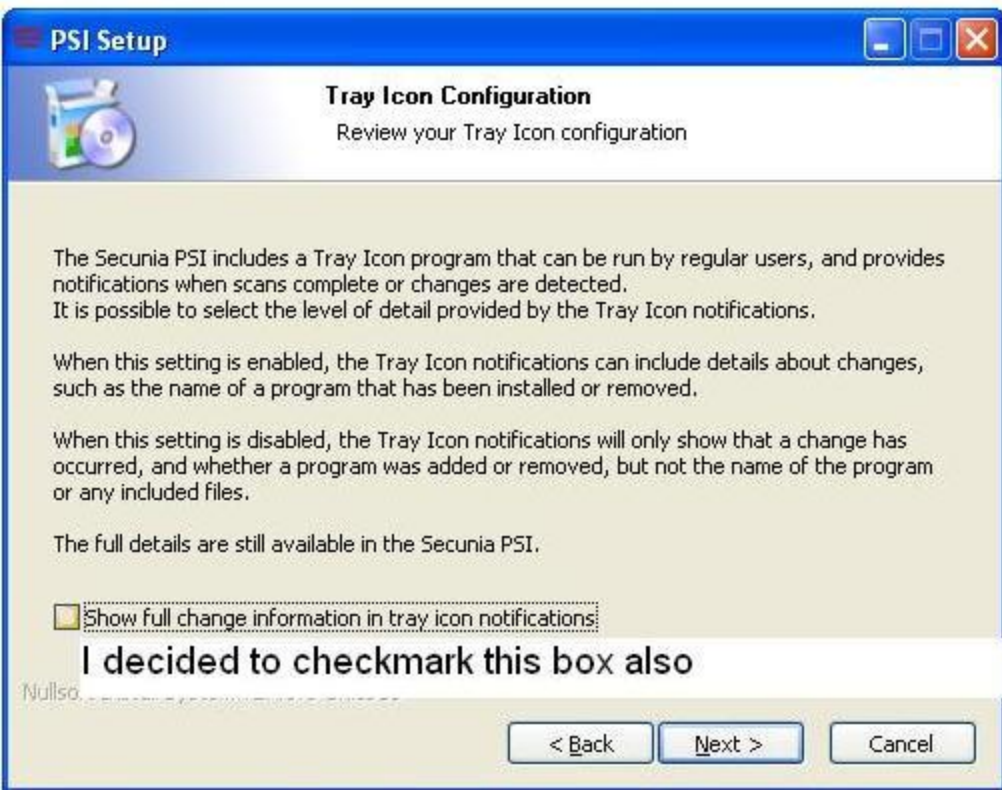
PSI 1.0
<http://secunia.com/PSI1Setup.exe>

The first of three questions Secunia PSI 2 asks during installation, showing the default choice:



Changing the Install Location is optional. I did it because I don't like a pig pile of programs in the C:\Programs Folder.

This is the second of three questions Secunia PSI 2 asks during installation



The third of 3 questions Secunia PSI 2 asks during install.

File Edit View Favorites Tools Help

Back Search Folders

Address C:\Installers\SecuniaPSI\3 Go

Folders	Name	Size	Type	Date Modified
My Videos	PSI2Setup.exe	1,714 KB	Application	8/26/2013 11:30 AM
N360Log	PSI3Setup.exe	3,196 KB	Application	8/26/2013 11:39 AM
Symantec				
TurboTax				
My Computer				
Local Disk (C:)				
1c014876f00f9168d82				
CanonMF				
dell				
Documents and Settings				
drivers				
ff8a4bc12a739ea3e2a				
FileStorage				
Installers				
DoubleDriver				
SecuniaPSI'3				
VerizonFIOS				
My Music				
Program Files				
Adobe				
Amazon				

PSI Setup

Auto-Update Configuration

Review your Auto-Update configuration

The Secunia PSI includes functionality to automatically update some insecure and end-of-life programs. Check the box below to enable this functionality.

Enable Auto-Updates

If Auto-Updates are enabled, then by default, the Secunia PSI will update programs without any user-interaction. Check the box below to require user-interaction before each Auto-Update.

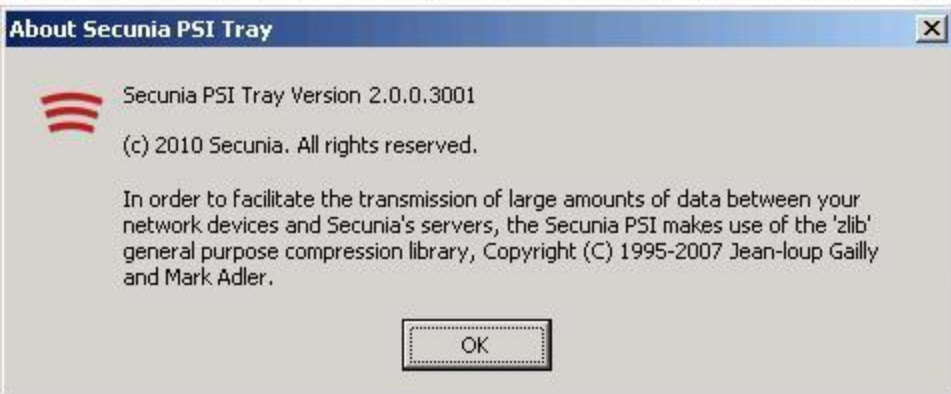
Require user-interaction before each Auto-Update

I decided to checkmark this box (PSI v2 installation)

Nullsoft Install System v2.46.1-Unicode


< Back Next > Cancel

The following message comes up if one right-clicks on the System Tray Secunia Icon, and chooses "about;" that I think explains the Norton 360 File Insight notification I got about "libGLESv2.dll" that loaded itself from Secunia's web page.





File Insight



libGLESv2.dll
[Locate](#)

Developers	Not Available
Version	3.1.0.5171
Identified	8/26/2013 at 11:10:50 AM

C:\Documents and Settings\Mandy_2\Local Settings\Application Data\Google\Chrome\User Data\Swift

File Edit View Favorites Tools Help

Back Forward Stop Refresh Home Search Folders

Address **C:\Documents and Settings\Mandy_2\Local Settings\Application Data\Google\Chrome\User Data\SwiftShader\1.0.5.0** Go

Name	Size	Type	Date Modified	Date Picture Taken	Dimensions
libEGL.dll	110 KB	Application Extension	8/26/2013 11:12 AM		
libGLESv2.dll	4,484 KB	Application Extension	8/26/2013 11:12 AM		
manifest.json	1 KB	JSON File	8/26/2013 11:12 AM		

Detail of where Secunia installed the helper file, libGLESv2.dll

Help

able

on Community have used this file.

months ago.

usted rating.

[Copy to Clipboard](#)
Close



A Product Update is Available!

A newer version of SUPERAntiSpyware is available for download. Click Update Now to continue.

Update Now

- WordPad
- Win Exp
- Internet Explorer
- Google Chrome
- Burn CDs & DVDs with S...
- Adobe Reader XI
- EOS Utility
- Win Media
- IrfanView
- IrfanView Thumbnails
- Tenda Wireless Utility